


INSTALLATION INSTRUCTION

SUSPENDED MOUNTING FOR PANELS (SKU: 6018)



INTRODUCTION & WARRANTY

Thank you for selecting and buying V-TAC product. V-TAC will serve you the best. Please read these instructions carefully before starting the installing and keep this manual handy for future reference. If you have any another query, please contact our dealer or local vendor from whom you have purchased the product. They are trained and ready to serve you at the best. This product is warranted for manufacturing defects only.

IN CASE OF ANY QUERY/ISSUE WITH THE PRODUCT, PLEASE REACH OUT TO US AT: SUPPORT@V-TAC.EU
 FOR MORE PRODUCTS RANGE, INQUIRY PLEASE CONTACT OUR DISTRIBUTOR OR NEAREST DEALERS. V-TAC EUROPE LTD. BULGARIA, PLOVDIV 4000, BUL.L.KARAVELOW 9B

WARNING!

1. Please make sure to turn off the power before starting the installation.
2. Install only by certified Electrician.

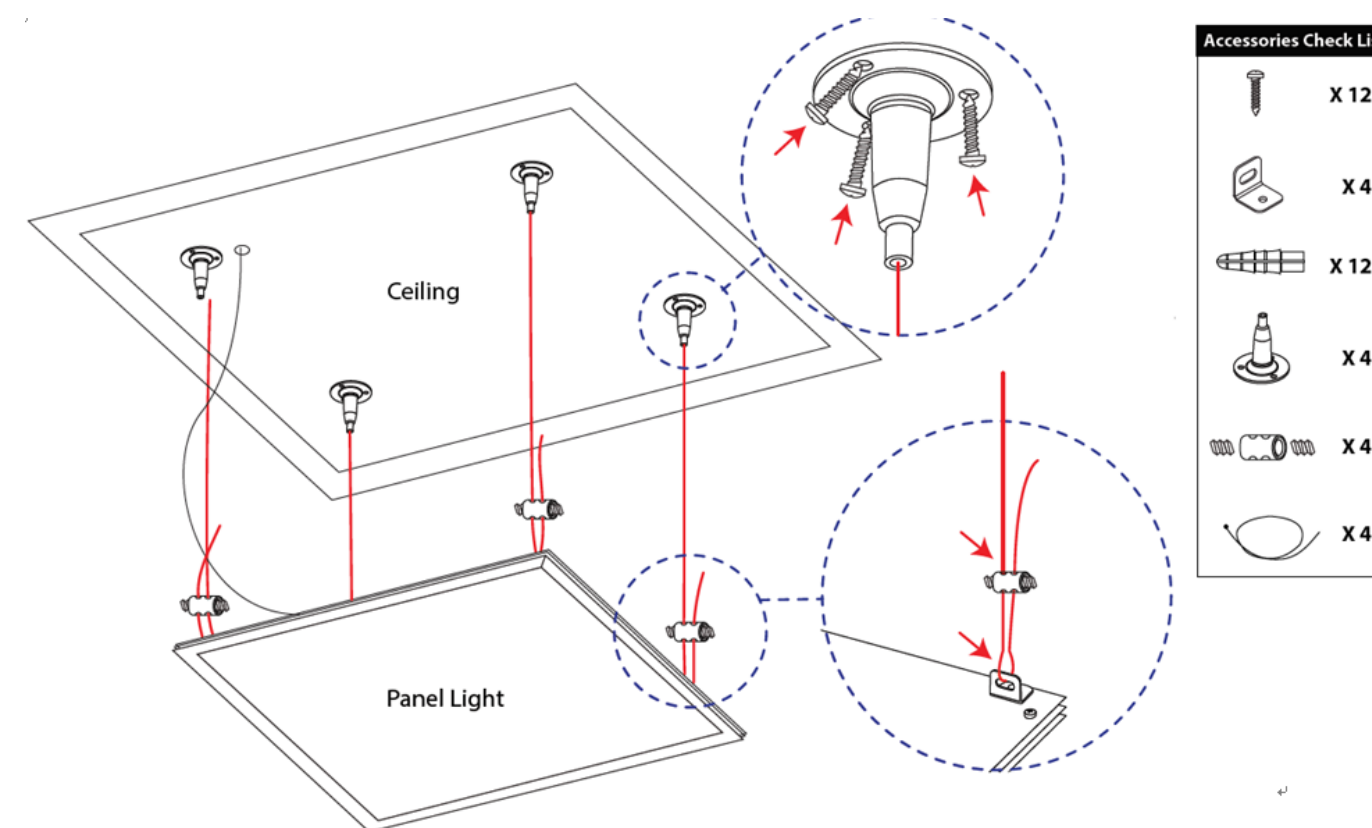


This marking indicates that this product should not be disposed of with other household wastes.









Caution, risk of electric shock.

INSTALLATION DIAGRAM:



Accessories Check List

	X 12
	X 4
	X 12
	X 4
	X 4
	X 4